



Super minds 4 M5

Workbook answer key



1 **WB p94** Match the definitions and answers.

Key: 2 g, 3 a, 4 e, 5 i, 6 d, 7 b, 8 c, 9 h


2 **WB p94** Look at Activity 1. Number the pictures.

Key: a 9, b 8, c 7, d 3, e 4, f 6, (g 1), h 2, i 5

1 **WB p95** Follow the lines. Write the names and the sentences.

Key: Ana: I'll be an astronaut.

Kyle: I'll be a firefighter. Elena: I'll be a police officer. Lucia: I'll be a conductor.

1  **WB p96** Remember the song. Correct the sentences.

Key: 2 No, she'll climb inside a rocket. 3 No, she'll fly to the Moon in the rocket. 4 No, she'll ride on a comet and hold on to its tail. 5 No, she'll whizz about in outer space. 6 No, she'll visit all the stars.

2 **WB p96** What will you do when you're an astronaut? Write sentences. Then write one more and draw.

Key: 2 I'll take photos. 3 I'll look at the stars.

1 **WB p97** Write the adverbs to complete the sentences.


Key: 2 beautifully, 3 dangerously, 4 quickly, 5 happily, 6 quietly

2 **WB p97** Write sentences. Make adverbs with the adjectives from the box.

Key: 2 They're playing badly.
3 She's playing (the drums) loudly.
4 He's walking quietly.

1 **WB p98** Read the story *The trap* again. Then put the sentences in order.

Key: 2, 4, 5, (1), 6, 3

- 3**  **WB p98** Read the story.
What can we learn from it?
Draw 😊 or ☹.

Key: ☹ Older people don't know anything. 😊 Older people can teach us things.

- 1** **WB p100** Read the text and choose the best answer.
Lucas is talking to an alien.

Key: 2 B, 3 C, 4 B, 5 C, 6 A

- 1** **WB p101** Look at the pictures and read the story. Write some words to complete the sentences about the story. You can use 1, 2 or 3 words.

Key: 2 alien, 3 over a/the hill, 4 behind some rocks, 5 in the mountains, 6 police station, 7 an alien costume

- 1** **WB p102** Read the text about space. Answer the question.

Key: 62

- 2** **WB p102** Draw lines to make sentences.

Key: 2 f, 3 a, 4 e, 5 b, 6 c

- 3** **WB p102** Read and write the correct word.


Key: 2 Saturn, 3 Mars, 4 Earth, 5 the moon

- 4** **WB p103** Read the fact file about the International Space Station. Answer the question.

Key: to work

- 5** **WB p103** Read and write *t* (true) or *f* (false).

Key: 2 f, 3 t, 4 f, 5 t, 6 t

1  **025** **WB p104** Put the dialogue in order. Then listen and check.

Key: 5, 8, (1), 4, 3, 10, 7, 2, 9, 6

1 **WB p105** Colour the bricks to make sentences. Write in the missing words and letters.

Key: 2 She spoke very quietly, so I couldn't hear her. 3 I'll be famous one day. 4 What will you be when you grow up? 5 Please clean the old vase carefully.

1 **WB p106** Write the words.

Key: 2 collect, 3 row, 4 swing on, 5 dive into, 6 make, 7 dry, 8 make, 9 put up

2 **WB p106** Look and write sentences.


Key: 2 She's rowing a boat. 3 He's putting up a tent. 4 She's collecting wood. 5 He's making a raft. 6 She's making a fire. 7 He's swinging on a rope. 8 She's diving into the water. 9 He's drying his clothes.

1 **WB p107** Look and write.

Key: 3 some, 4 a bottle of, 5 a can of, 6 some, 7 some, 8 a loaf of

2 **WB p107** Look and complete the dialogues.

Key: 2 a bottle of lemonade, 3 a piece of cake

1  **WB p108** Remember the song. Number the food.

Key: 2, 6, 3, 5, (1), 8, 4, 7 (reading down the columns)

3 **WB p108** What's the problem? Read and draw lines.

Key: can of tomatoes – no tin opener (can't open the can), some pasta – no saucepan (can't cook it), loaf of bread – no bread knife (can't cut it)

1 **WB p109** Write *much* or *many*.

Key: 2 many, 3 many, 4 much, 5 much, 6 many

- 2** **WB p109** Look at the picture.
Answer the questions from
Activity 1.

Key: 2 We've got six eggs. 3 We've got five apples. 4 We've got one bottle of milk. 5 We've got two loaves of bread. 6 We've got three bottles of water.

- 3** **WB p109** Imagine you
need to buy some food.
Write dialogues.

Key: 2 How many carrots do we need? We need two carrots. 3 How many bottles of / How much orange juice do we need? We need one bottle of orange juice. 4 How many bananas do we need? We need four bananas.

- 1** **WB p110** Remember
the story *The last line*.
Match the sentence halves.

Key: 2 a, 3 e, 4 b, 5 d, 6 c

- 2** **WB p110** Complete Ben
and Lucy's story. Use two
words from the box in each
sentence.

Key: 2 the map in the restaurant,
3 an accident in his/a car, 4 the train
is in / goes into a tunnel, 5 man ...
a ring, 6 trap ... in the dragon, 7 the
conductor ... in the trumpet, 8 the
door of the rocket, 9 the treasure in
the lighthouse

- 3** **WB p110** Write the lines of
the rhyme in order.

Key: (In the lighthouse you will see) /
Lots of stairs. Climb thirty-three! /
Behind the picture in the frame /
There's the key to end this game. /
Climb more stairs and look out
west. / Look down and find the
treasure chest.

- 1** **026 WB p111** Listen and
write the missing words.
Then say with a friend.

Key: 1 it fits, 2 which way

- 3**  **027** **WB p111** Listen, say and check your answers.

Key: 2 packet, 3 loaf, 4 piece, 5 can, 6 piece, 7 can, 8 packet, 9 bottle

- 1** **WB p112** Read the camping story again and circle.

Key: 2 hotels, 3 things, 4 first day of, 5 put everything in the car, 6 two hours

- 4**   **WB p112** Read the story again and think. Colour the circles green for *yes* or red for *no*.

Key: green, red

- 1**  **028** **WB p113** Listen and draw lines.

Key: Vicky – drying her T-shirt, Fred – making the fire, Jack – putting up the tent, Sally – diving, Jane – swimming

- 1** **WB p114** How do we measure these things? Look and write the questions.

Key: 2 How heavy is it? 3 How high is it? 4 How wide is it?

- 2** **WB p114** Read the fact file. Why is it important to measure things? Read and tick ☒.

Key: ☒ B

- 3** **WB p115** Read the fact file again. Write *t* (true) or *f* (false).

Key: 2 t, 3 f, 4 t, 5 f, 6 t

- 4** **WB p115** What measurements are important in these pictures? Look and circle.

Key: 1 distance, 2 size, 3 temperature

- 1** **WB p116** Match the questions and answers.

Key: 2 e, 3 f, 4 c, 5 a, 6 d

2**WB p116****Look at Activity**

**1. Underline the mistakes.
Then write the correct
sentences.**

Key: hotel in Spain – farm in Ireland, look after the cows – look after the dogs and the pony, she is going to France with her brother – she is going to France with her parents, she is going to build sandcastles all day – she is going to learn to surf, stay at a hotel – stay at a campsite

1**WB p117****Look and draw
lines to make sentences.**

Key: 2 Pass me a loaf of bread, please. 3 How much milk have we got in the fridge?